Multiple District 14

As of October 2026 Cumulative

Year	New Clubs	Dropped Clubs	Gain/ Loss Clubs	New Members	Charter Members	Reinstate Members	Transfer Members	Total Member Added	Total Members Dropped	Gain/ Loss Members
2022-2023	2	26	-24	1,134	77	63	106	1,380	1,986	-606
2023-2024	2	16	-14	1,174	49	86	72	1,381	1,640	-259
2024-2025	3	23	-20	1,128	70	129	108	1,435	1,838	-403
2025-2026	5	19	-14	991	118	90	92	1,291	1,834	-543
2026-2027	1	2	-1	347	39	34	38	458	467	-9
Average	**3**	**17**	**-15**	**955**	**71**	**80**	**83**	**1,189**	**1,553**	**-364**

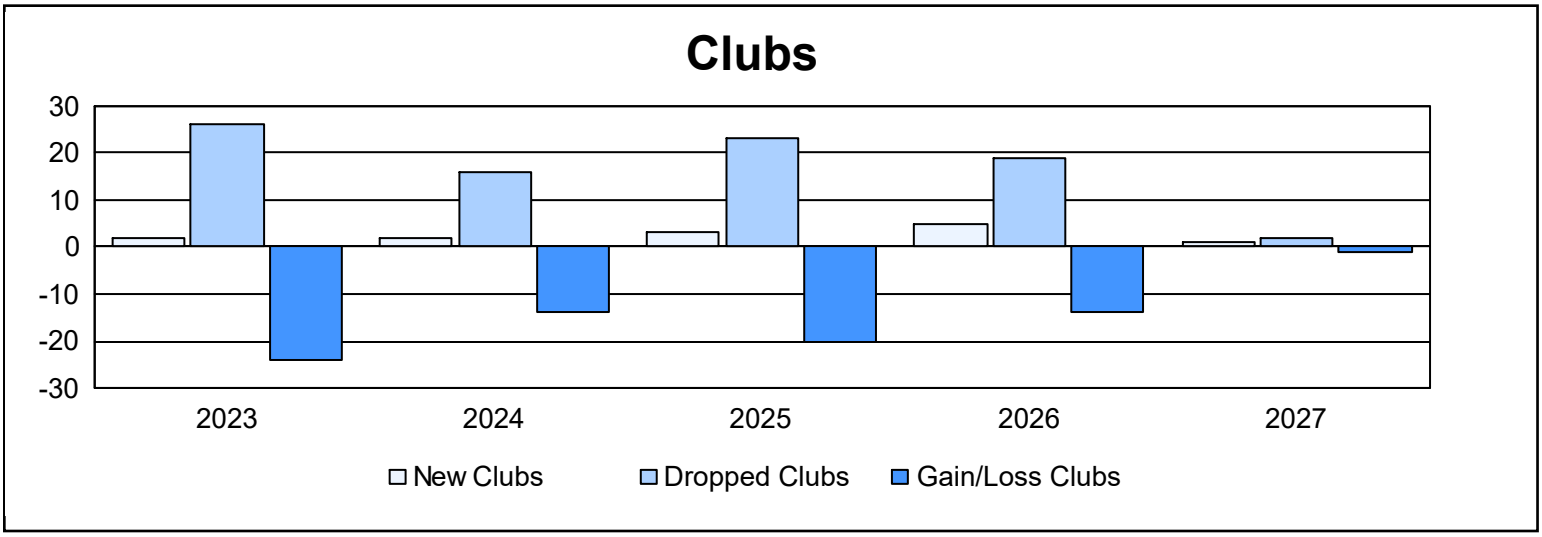

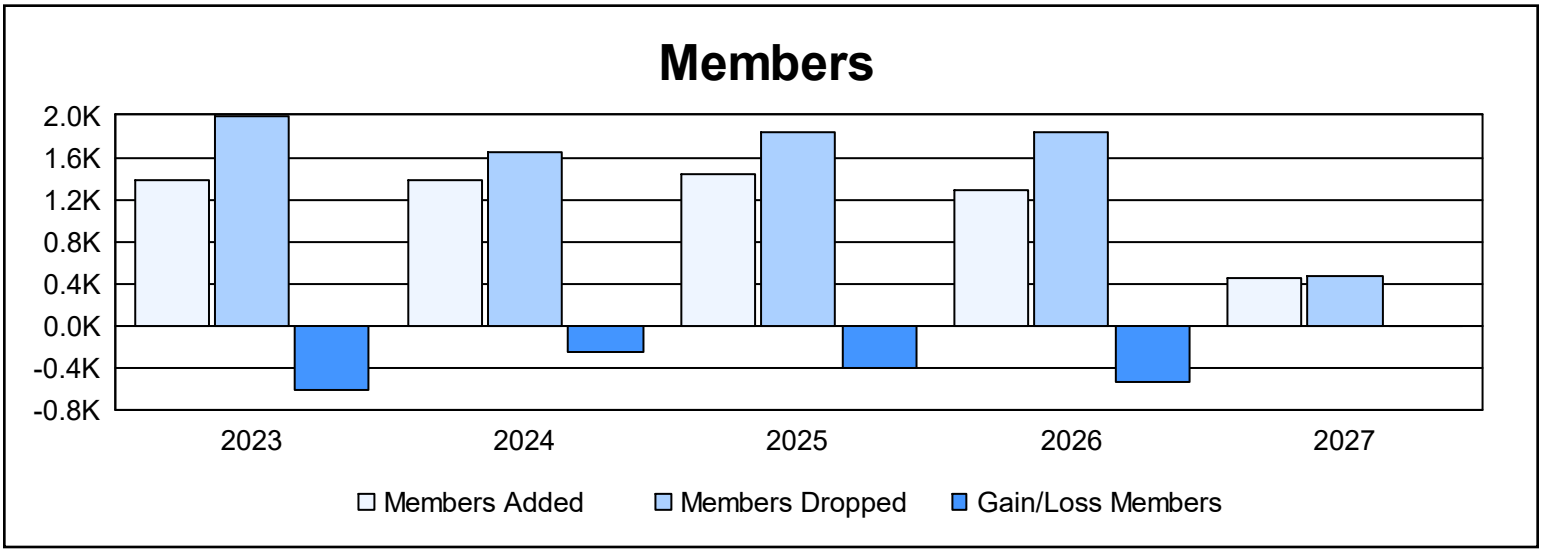

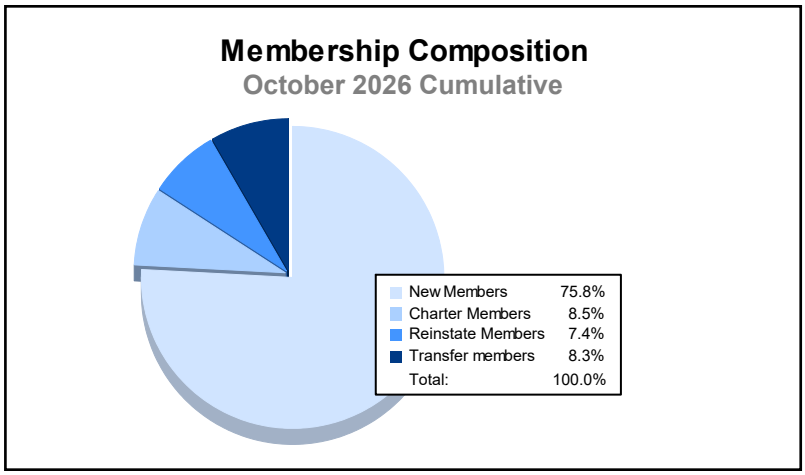
Membership Composition
October 2026 Cumulative
New Members 75.8%
Charter Members 8.5%
Reinstate Members 7.4%
Transfer members 8.3%
Total: 100.0%

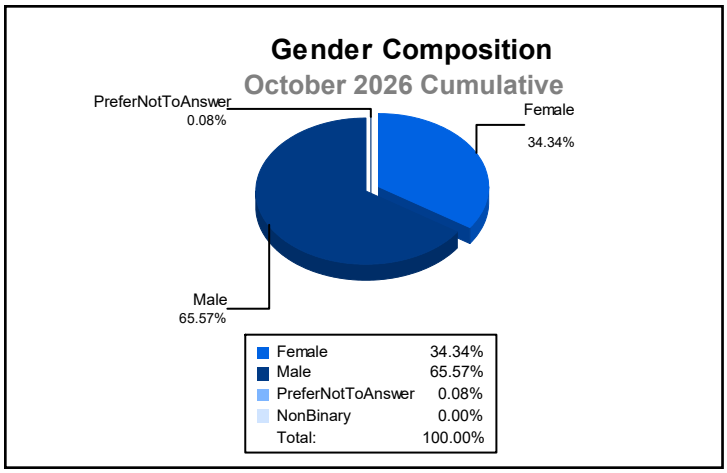
Gender Composition
October 2026 Cumulative
PreferNotToAnswer
0.08%
Female
34.34%
Male
65.57%
Female 34.34%
Male 65.57%
PreferNotToAnswer 0.08%
NonBinary 0.00%
Total: 100.00%